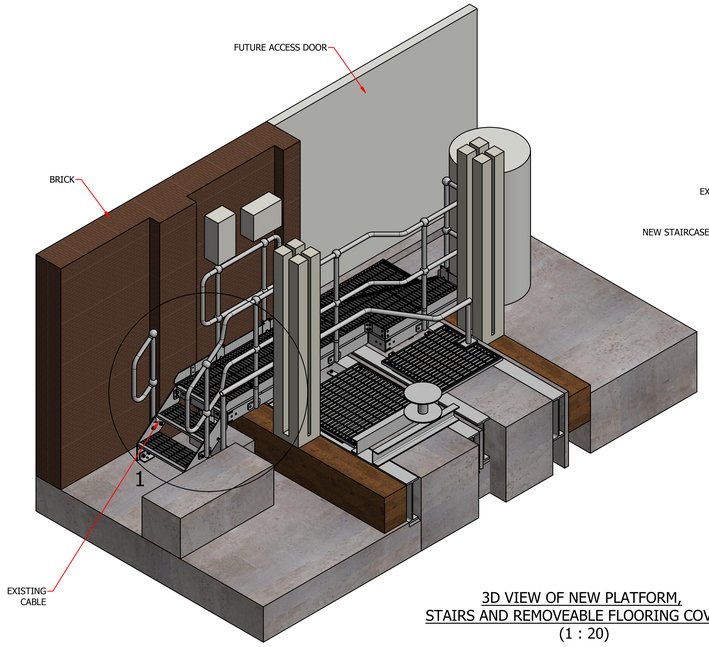

3D VIEW OF NEW PLATFORM,
STAIRS AND REMOVEABLE FLOORING COVERS
(1 : 20)

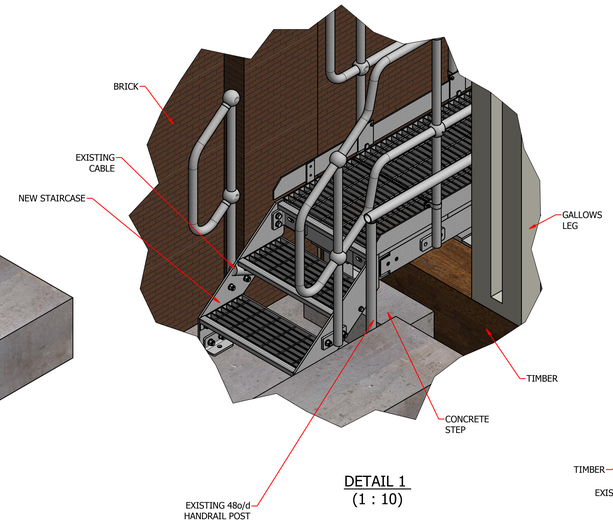

DETAIL 1
(1 : 10)

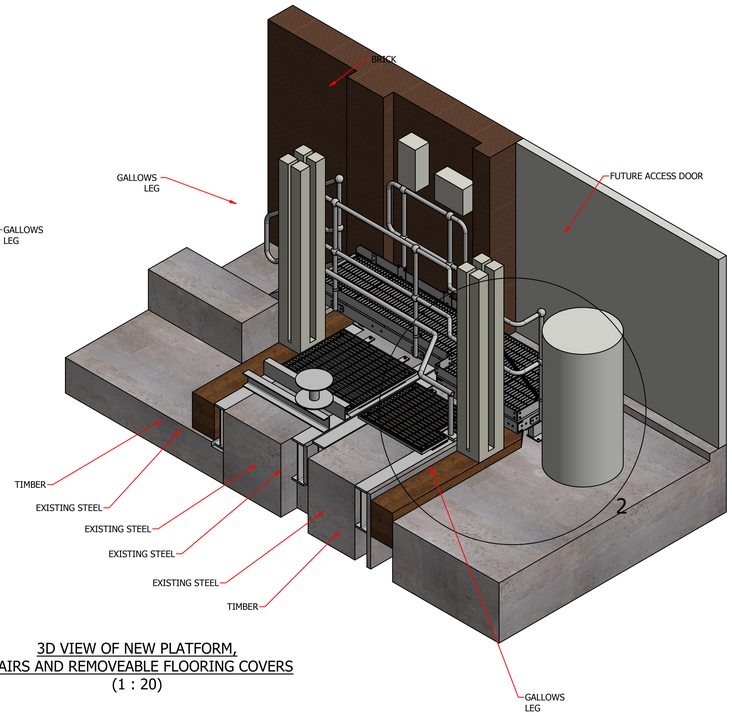

3D VIEW OF NEW PLATFORM,
STAIRS AND REMOVEABLE FLOORING COVERS
(1 : 20)

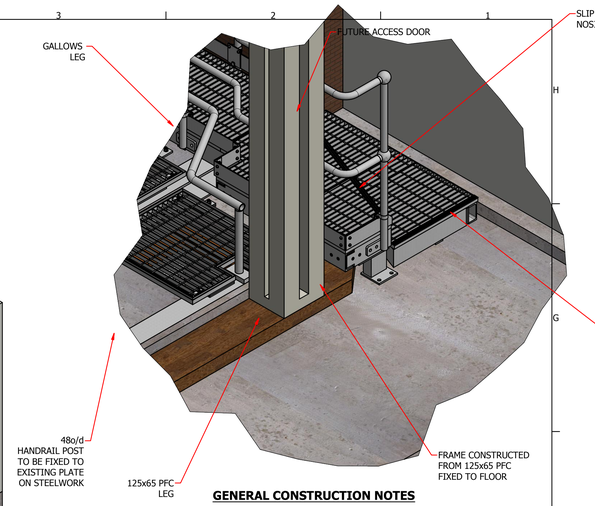

DETAIL 2
(1 : 12.5)

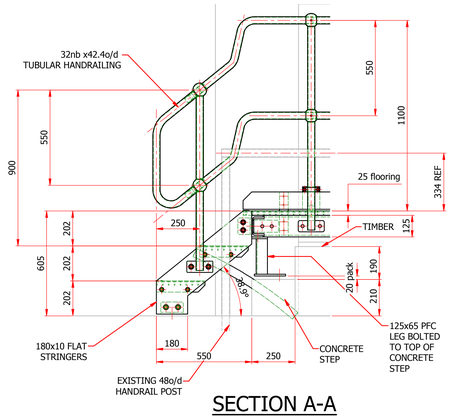

SECTION A-A

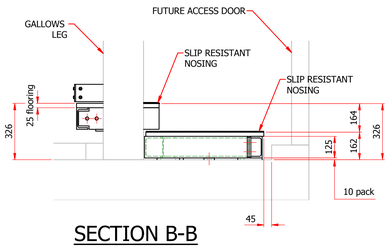

SECTION B-B

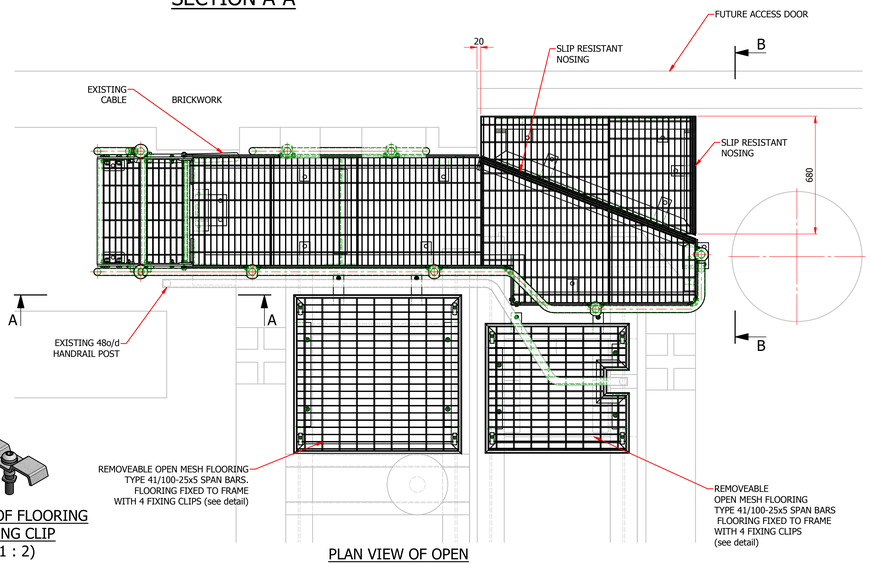

PLAN VIEW OF OPEN
MESH FLOORING
(1 : 12.5)

DETAIL OF FLOORING
FIXING CLIP
(1 : 2)

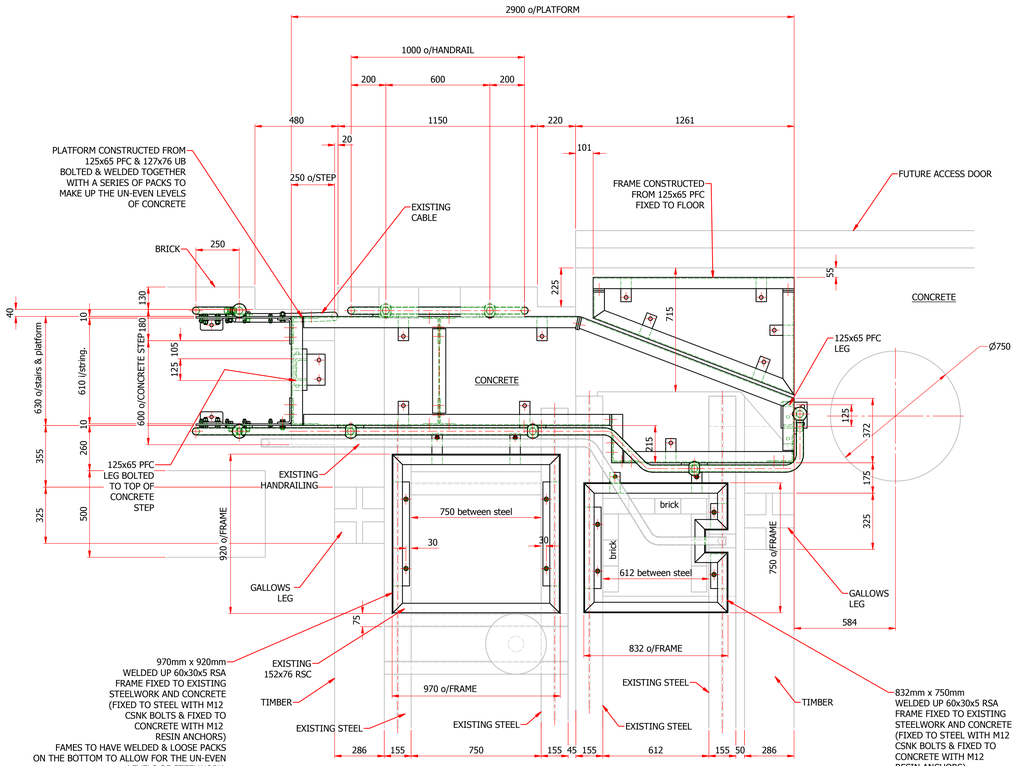

PLAN OF SUPPORT STEELWORK
(1 : 12.5)

GENERAL CONSTRUCTION NOTES

Steelwork
1. All Structural Steelwork Grade BS EN 10025, Grade S275 Min.
2. Steelwork Sections As Shown.
3. Steelwork Connections Bolts To Be M16 /M12 GMS Grade 8.8.
4. All Welds To Be 6mm Fillet Weld Minimum.

Flooring & Treads
1. All Flooring & Treads From (34/100) Rectangular Pattern Flooring.
2. Flooring Designed To Suit 5kN/m2 U.D.L..
3. Flooring Panels To Be Secured Using A Permanent Stud Fixing Into The Support Steel And Removable Top Clip. The Top Clip Can Be Removed Thus Allowing The Floor Panels To Be Removable Whilst Leaving A Permanent Stud Fixing To Prevent Panels From Sliding.

Handrails & Toeplates
1. Handrails Designed To Take .36Kn/Per Linear Meter Horizontal Load.
2. Toeplates From 100x6 Flat.
3. Handrails 32NB x 42.4O/D Tube.
4. Handrail Posts From 32NB x 42.4O/D Tube.

Finish
Hot Dipped Galvanised To BS EN ISO 1461

Concrete Fixings
1. Access Platform Fixings To Be Resin Anchor Studs Stainless Steel M16x150 LG With FIS VL 410C Vinylester Resin With Isolating Washers. (80mm Min Embedment Into Concrete)

ALL STAINLESS STEEL FIXINGS TO GALVANISED SURFACES ARE TO HAVE A NYLON WASHER INSTALLED BETWEEN STAINLESS STEEL FIXING AND GALVANISED SURFACE

CONTRACT QUALITY REQUIREMENTS

REQUIREMENT DESCRIPTION		REQUIRED (YES/NO)
QUALITY PLAN DOCUMENT - **(Draughtsman/Works Manager/QA to Sign)**		NO
NDT INSPECTION - (SUB-CONTRACT) - **(Fabricator/Welder to Mark Materials For Inspection)**		NO
INSPECTION VERIFICATION BY WORKS MANAGER BEFORE DESPATCH		NO
CLIENT INSPECTION - (i.e BEFORE / AFTER FINISHING, TRIAL ASSEMBLY)		NO
GALVANIZING THICKNESS RECORD - **(Materials to be Red Tagged "DFT Req'd")**		NO
SPECIAL PAINT CERTIFICATE OF CONFORMITY		NO
PACKING - SPECIAL REQUIREMENTS		NO
MATERIALS TO BE WEIGHED / RECORDED		NO
CERTIFICATE OF CONFORMITY		YES
EXECUTION CLASS		EXC2
WELDING WIRE BATCH CERT REQ'D (EXC3 Only):-		
WELDING PROCEDURES - (U.S.O)		SF-CPM1, SF-CBM1, SF-CPM2, SF-CBM2
WELD TYPE / SIZE MINIMUM - (6mm WELD MINIMUM U.S.O)		
SUPPLEMENTARY NDT		
FLATS AND SECTIONS (i.e RSA, PFC's, FLAT's, UB's & UC's)		BSEN10025: S275JR
HOLLOW SECTIONS (i.e CHS, SHS & RHS)		BSEN10219: S275J0H or BSEN10210: S275J2H
FLOORING SECTIONS (i.e RECTANGULAR or DIAMOND PATTERN)		BSEN10025: S275JR
HANDRAIL TUBE	33.7 o/d x 3.2mm TUBE	BSEN10255(M): S195T
	42.4 o/d x 3.0mm TUBE (STRAIGHT RAILS)	BSEN10219: S275J0H
	42.4 o/d x 3.2mm TUBE (BENT RAILS)	BSEN10255(M): S195T
	48.3 o/d x 4.0mm CHS	BSEN10210: S355J2H
STANDARDS (TUBULAR)	33.7 o/d x 3.0mm CHS	BSEN10219: S275J0H
	42.4 o/d x 3.0mm CHS	BSEN10219: S275J0H
	48.3 o/d x 4.0mm CHS	BSEN10210: S355J2H
STANDARDS (SOLID)	38mm SOLID ROUND BAR	BSEN10025: S275JR
	32mm SOLID ROUND BAR	BSEN10025: S275JR
FASTENERS	NON PRELOADABLE BOLTS	BS EN 15048-1
	PRELOADABLE BOLTS	BS EN 14399-1

ALL MATERIAL SPECIFICATIONS TO INFORMATION SHOWN ABOVE U.S.O

MATERIAL TEST CERTIFICATES MAY STATE HIGHER GRADE THAN THE MINIMUM SHOWN ABOVE

BATCH NUMBERS REQUIRED ON PACKAGING OR CERTIFICATE OF CONFORMITY

IF TABLE IS LEFT BLANK PLEASE CONTACT THE DRAWING OFFICE

Tolerance
Unless otherwise stated all dimensions are subject to a reasonable manufacturing tolerance which at its greatest will not effect construction.
All rough edges and burrs to be removed and ground smooth before finishing.

Date	Signature	Amendments	Rev
3-2-2020	sJbloomer	FOR APPROVAL	A

FOR APPROVAL

Finish: HOT DIPPED GALVANISED TO BS EN ISO 1461

Contract
MURGATROYDS BRINE PUMPING STATION
DETAILS OF PLATFORM AND STAIRS

Customer MIDDLEWICH HERITAGE TRUST

Order No. | Quote Ref.

THIS DRAWING IS THE PROPERTY OF STEELWAY FENSECURE AND IS PROTECTED BY THE LAWS OF CONFIDENTIALITY AND COPYRIGHT. IT MUST NOT BE DISCLOSED TO ANY THIRD PARTY OR REPRODUCED IN ANY FORM, INCLUDING MANUFACTURE SHOWN THEREIN, WITHOUT THE PRIOR WRITTEN CONSENT OF STEELWAY FENSECURE.

STEELWAY FENSECURE
Queensgate Works
Bilston Road
Wolverhampton
West Midlands
WV2 2NJ
Tel: 01902 451733
www.steelway.co.uk

Scale	1:20 1:12.5
Date	30/01/2020
Drawn By	sbloomer
Drawing Number.	J89626-01-01
Rev.	A
	A0